


VanDutch<sup>®</sup> 

THE ICONIC  
**MULTIDAY  
SPORT YACHT**










VANDUTCH

VanDutch 

















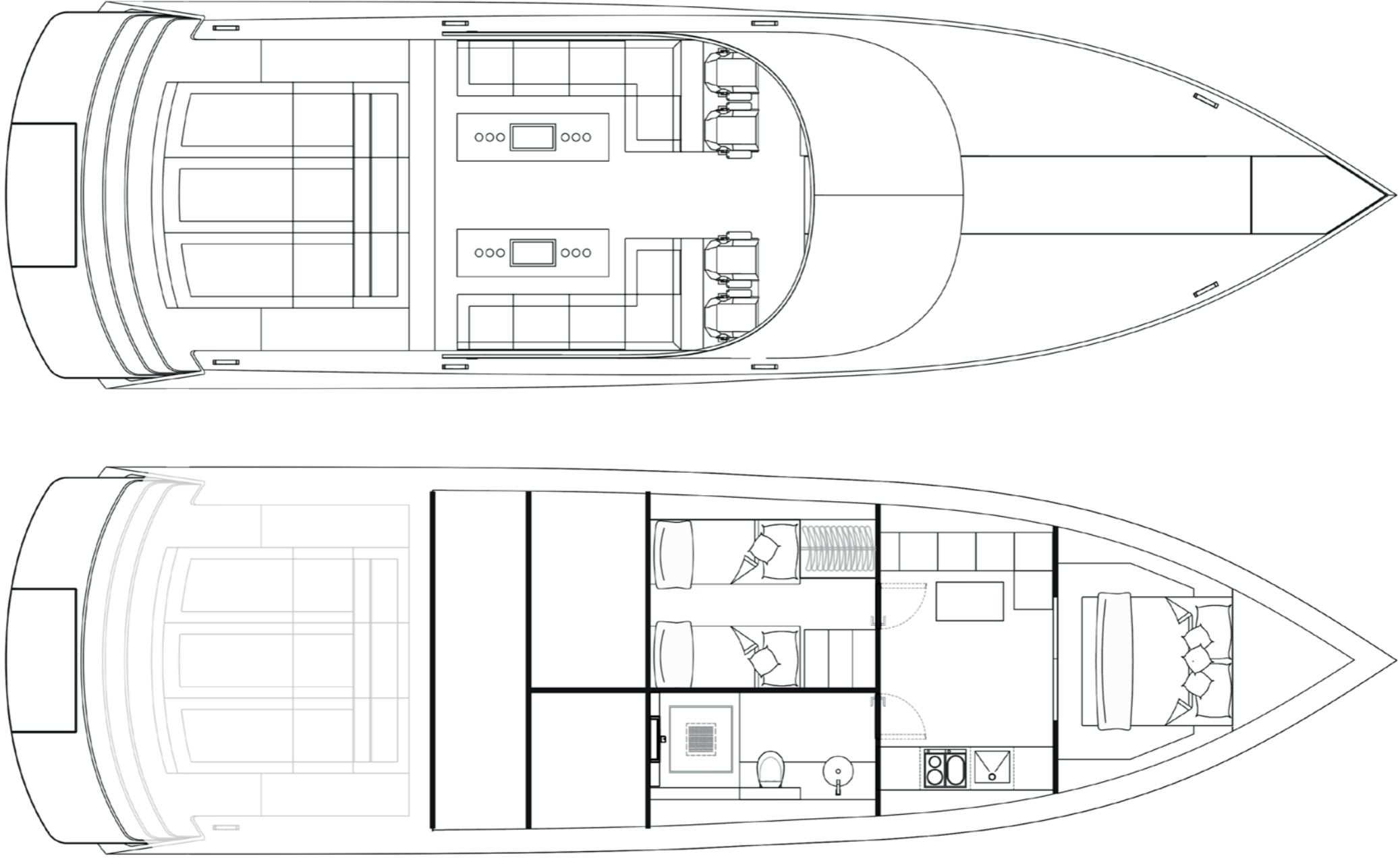
VANDUTCH







# GENERAL ARRANGEMENT










original



dynamic


















# CRISTIANO GATTO

VENEZIA



CRISTIANO GATTO

VENEZIA



# SPECIFICATIONS

---

LOA	18,28 M / 60 FT
LWL	18 M / 57,6 FT
BEAM MAXIMUM	4,85 M / 15,91 FT
DRAFT (HALF LOAD)	1,35 M / 4,43 FT
AIR DRAFT	5,30 M / 17,43 FT

---

CRUISING SPEED	28-32 KN (59,25 KM/H)
TOP SPEED (HALF LOAD AND MAN V12X 1800)	45KN
TOP SPEED (HALF LOAD AND MAN V12X 2200)	50 KN
RANGE WITH MAIN ENGINES AND ONE GENSET RUNNING (CRUISING SPEED)	740 NM AT 20 KN 1200 NM AT 12 KN

---

DISPLACEMENT AT HALF LOAD	42.990,73 LBS. / 19,5 T
LIGHT SHIP WEIGHT	18 T
GROSS TONNAGE	20

---

PASSENGERS	12
BERTHS	4 (6)+ 1X CREW (OPT)
FUEL CAP.	1188 G / 4,500 L
FRESH WATER CAP.	237 G / 900 L

---

ENGINE TYPE	INBOARD
ENGINES	2 X MAN V8 1300 HP
PROPULSION	SHAFT DRIVE
CRUISING SPEED	28-32 KN (59,25 KM/H)
MAX SPEED	50 KN





VANGUARD DUTCH  MARINE